



Welcome to

3rd

GRADE

Mrs. St.Onge's

Hollywood Stars

amber.stonge@adams12.org

Mrs. St. Onge

- I am a graduate of Metro State and earned my Masters from University of Phoenix.
- This is my 19 year teaching. 12 of these have been at Silver Creek
- I have a 15 year old daughter who loves spending time with her friends and working towards her third degree black belt.
- I LOVE school and I LOVE teaching (and also shopping)!



Our Mission

- Our mission is to SOAR to Excellence in all that we do, remotely, or in person!



Our Website



- Please visit our 3rd grade website
<http://silvercreek.adams12.org/classrooms/466>

Homework

- At the start of the year, please make sure your child's work for the day is completed before the next day's session.
- If your work is completed, your child can read for 20 minutes and practice math facts.



Classwork

- Your child will be expected to be present and engaged during learning sessions online and to complete the assigned work for the day.
- If your student has submit an assignment and it is returned with feedback, they have an opportunity and are expected to make changes and re-submit for a final grade.



Grading Guidelines



- Grades will be given in the online classroom environment just as they would be in the regular classroom.
- Students are notified through Schoology of their work completion and score.
- All assignments will be reviewed by the teacher. However, not all assignments will receive a final score.


Late Work Policy



- Schoology will notify your student if their assignment is not turned in on time.
- Assignments cannot be skipped.
- A decrease in the final score may reflect an assignment turned in late.


Communication

- Email
 - Class Website
 - REMIND
 - Schoology Updates, Announcements, and Calendar
-
- Please communicate with your teacher if you or your student need help, or are struggling. We are here to help!



Attendance

- Recorded daily while student is logged in to online learning
- Call the attendance line to excuse absences



Building Community

- Morning Meeting
- Afternoon Meetings
- Social/Emotional Learning Lessons on Wednesdays



ZOOM Expectations

- Sit in a quiet spot in your house with limited distractions and background noises.
- Stay in one place
- Keep yourself on MUTE until it is your turn to speak.
- Be a few minutes early, or on time.
- Make sure siblings/pets know not to interrupt you during the time.
- Make sure you are dressed appropriately and ready for online learning.
- Eat before or after your online meetings.
- Be respectful of others ideas and feelings.



ZOOM Don'ts

- Don't walk around with your computer/tablet. Make sure to stay in one spot and sit still during our meeting.
- Don't interrupt when others are talking and sharing ideas.
- Don't eat during our Zoom call. Save that for your breaks and lunch time.




ZOOM for Parents

- This is a special time for the teacher to connect with the students.
- We appreciate you being quiet observers.
- If there are technical difficulties, please help out.
- If you have questions or concerns, please reach out to the teacher via email.



As the Parent



- Communicate openly
- Have patience
- Work together
- Help with homework

On a "typical" day...



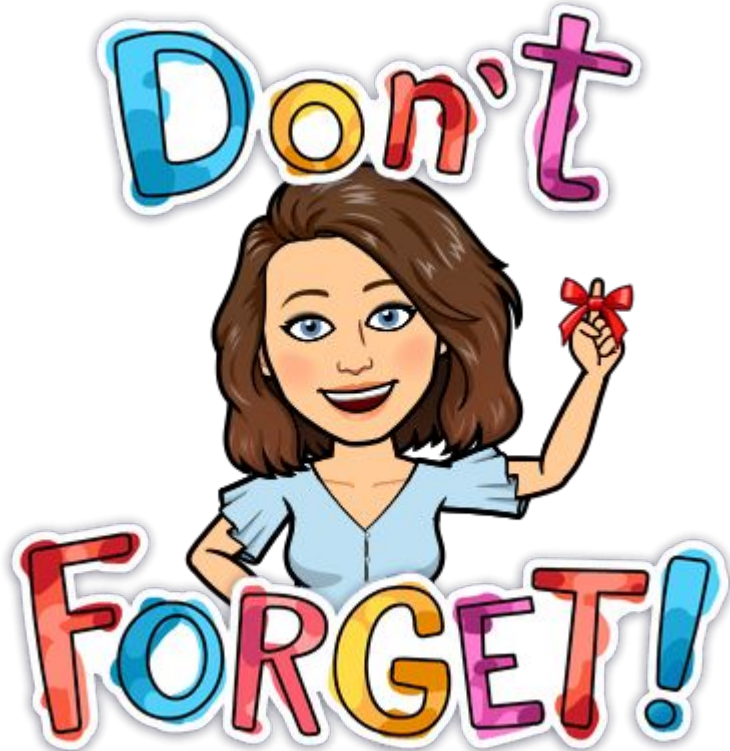
- Please prepare for the day by getting your child up and out of bed, brushing teeth, combing hair, etc. This will help them establish a daily routine for school.
- Students will have a full day of rigorous learning and will need to follow the schedule for learning sessions in order to keep up.

TO DO



- Take your goodie bag
- Join the REMIND App
- Fill out the student survey (sent in email and also on SCE Class website)
- Participate in the Schoology Orientations for parents and students offered by the district

Remember



- There will be bumps in the road. We are all in a new learning environment. I would appreciate your flexibility and grace as we learn how to navigate remote learning in a more rigorous way. We will face challenges, but together we can solve any problems!